

**South Staffs Pilot - SCTSP**

No. Service Users	34	
No. 1st Stars Completed	34	100%
No. with at least 1 reviewed Star	24	71%
No. with at least 2 reviewed Stars	6	18%
No. Stars Completed in Total	81	

**How many first Stars were completed collaboratively?**

Worker & Service User	24	100%
Worker Only	0	0%
Service User Only	0	0%

**Overall change across all Star areas**

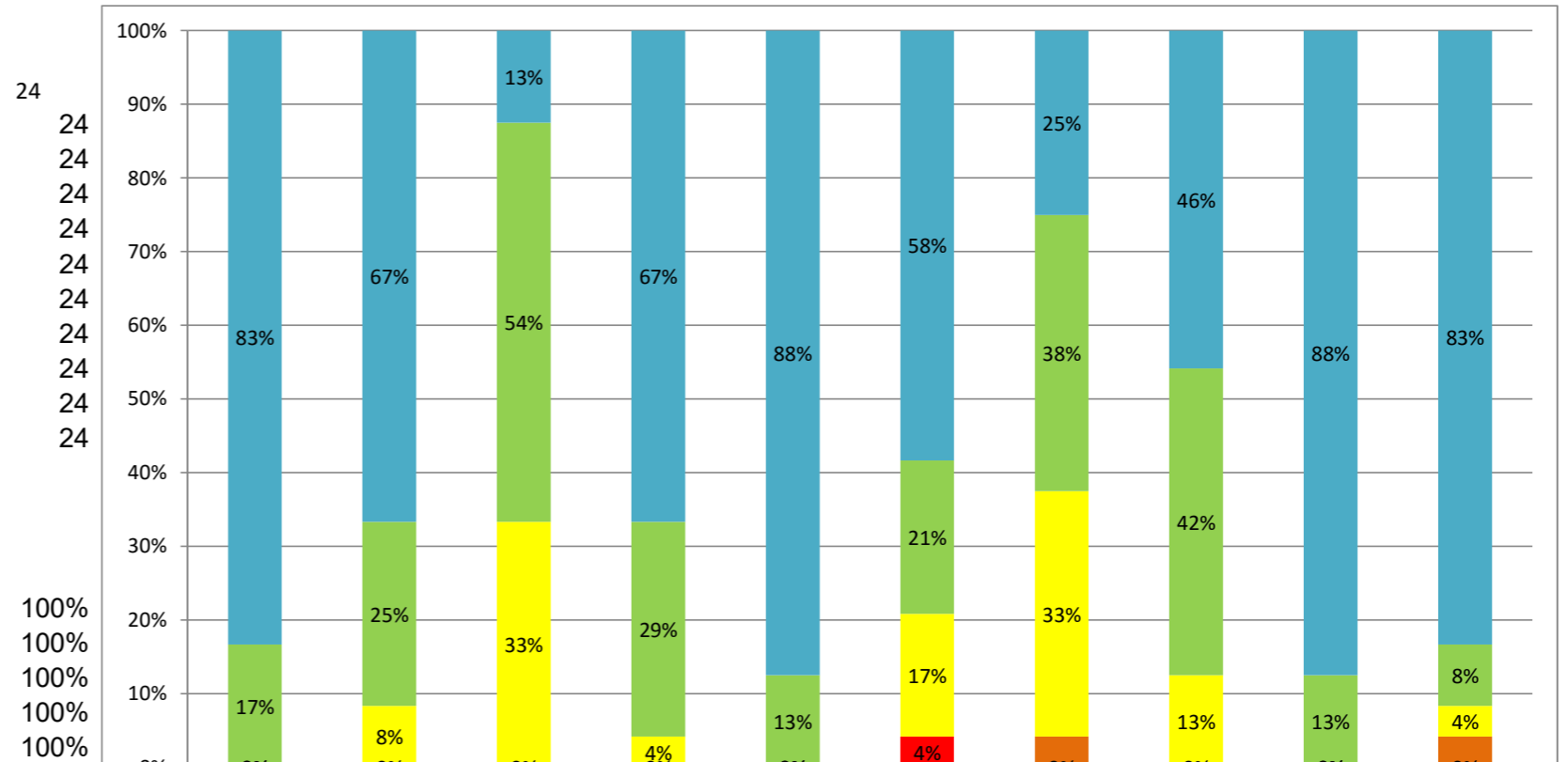
Change Type	No.	%age
Negative	5	20.8%
No change (-0.25 or +0.25)	7	29.2%
Positive	12	50.0%
<b>Total</b>	<b>24</b>	<b>100.0%</b>

**How were service users distributed across journey of changes stages on their first stars.**


Star Area	Stuck		Accepting Help		Trying		Finding what works		Effective Parenting		
	1	2	3	4	5	6	7	8	9	10	
1 - Physical health							1	3	5	15	24
2 - Your well-being						2	3	3	2	14	24
3 - Meeting emotional needs					2	6	8	5	2	1	24
4 - Keeping your children safe						1	3	4	8	8	24
5 - Social networks							1	2	4	17	24
6 - Education and learning		1			3	1	2	3	3	11	24
7 - Boundaries and behaviour				1	1	7	7	2	2	4	24
8 - Family routine					1	2	3	7	1	10	24
9 - Home and money							1	2	4	17	24
10 - Progress to work				1		1	1	1	20		24

Star Area	Number of families				
	Stuck	Accepting Help	Trying	Finding what works	Effective Parenting
1 - Physical health	0	0	0	4	20
2 - Your well-being	0	0	2	6	16
3 - Meeting emotional needs	0	0	8	13	3
4 - Keeping your children safe	0	0	1	7	16
5 - Social networks	0	0	0	3	21
6 - Education and learning	1	0	4	5	14
7 - Boundaries and behaviour	0	1	8	9	6
8 - Family routine	0	0	3	10	11
9 - Home and money	0	0	0	3	21
10 - Progress to work	0	1	1	2	20

Star Area	Percentages				
	Stuck	Accepting Help	Trying	Finding what works	Effective Parenting
1 - Physical health	0%	0%	0%	17%	83%
2 - Your well-being	0%	0%	8%	25%	67%
3 - Meeting emotional needs	0%	0%	33%	54%	13%
4 - Keeping your children safe	0%	0%	4%	29%	67%
5 - Social networks	0%	0%	0%	13%	88%



6 - Education and learning	4%	0%	17%	21%	58%
7 - Boundaries and behaviour	0%	4%	33%	38%	25%
8 - Family routine	0%	0%	13%	42%	46%
9 - Home and money	0%	0%	0%	13%	88%
10 - Progress to work	0%	4%	4%	8%	83%

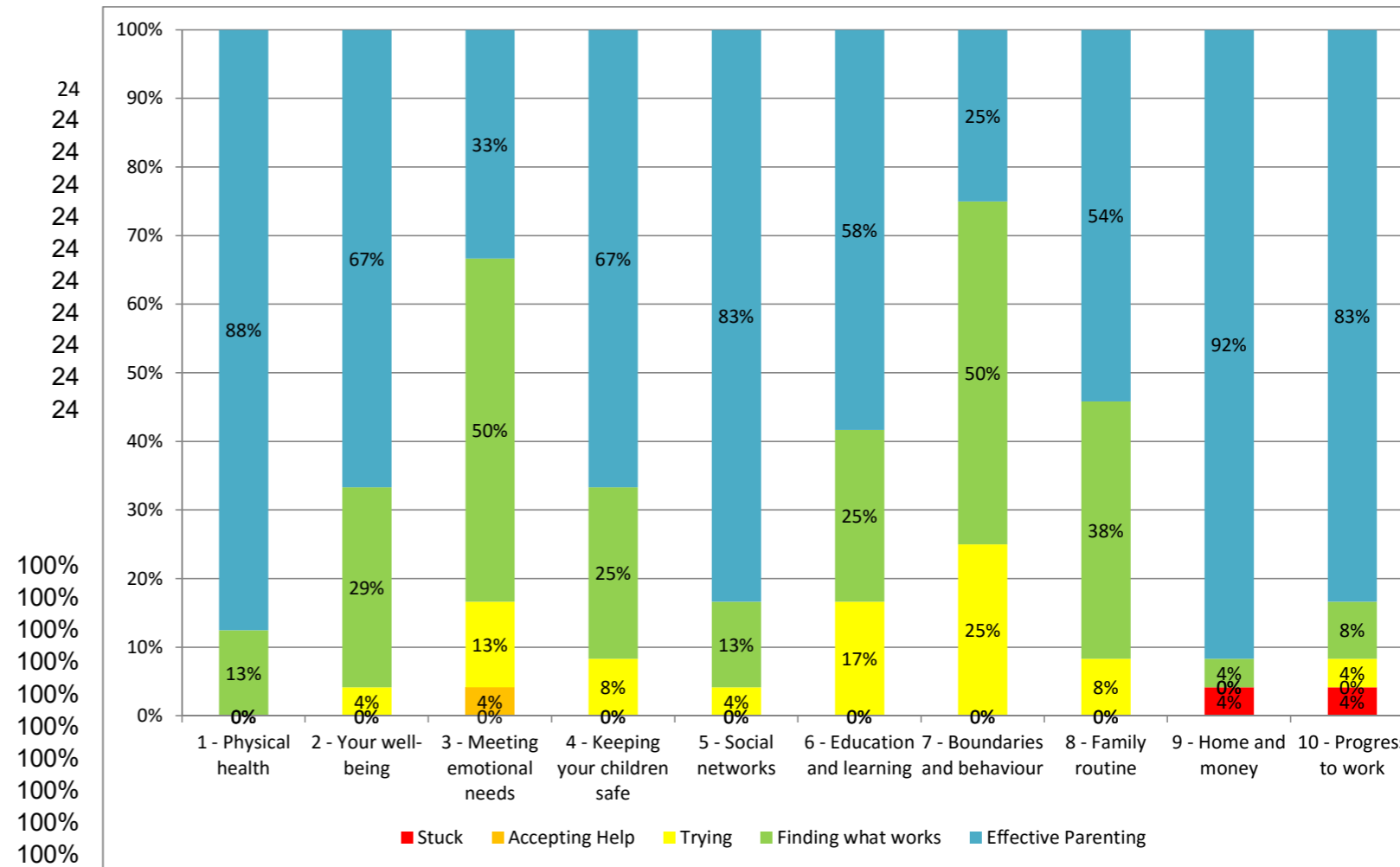


How were service users distributed across journey of changes stages on their most recent stars.

Star Area	Stuck		Accepting Help		Trying		Finding what works		Effective Parenting		
	1	2	3	4	5	6	7	8	9	10	
1 - Physical health							2	1	9	12	24
2 - Your well-being					1		2	5	6	10	24
3 - Meeting emotional needs				1		3	3	9	5	3	24
4 - Keeping your children safe						2	1	5	8	8	24
5 - Social networks						1	1	2	4	16	24
6 - Education and learning					3	1	4	2	6	8	24
7 - Boundaries and behaviour					2	4	2	10	1	5	24
8 - Family routine					1	1	3	6	5	8	24
9 - Home and money		1						1	5	17	24
10 - Progress to work		1				1	1	1	1	19	24

Star Area	Number of families				
	Stuck	Accepting Help	Trying	Finding what works	Effective Parenting
1 - Physical health	0	0	0	3	21
2 - Your well-being	0	0	1	7	16
3 - Meeting emotional needs	0	1	3	12	8
4 - Keeping your children safe	0	0	2	6	16
5 - Social networks	0	0	1	3	20
6 - Education and learning	0	0	4	6	14
7 - Boundaries and behaviour	0	0	6	12	6
8 - Family routine	0	0	2	9	13
9 - Home and money	1	0	0	1	22
10 - Progress to work	1	0	1	2	20


Star Area	Percentages				
	Stuck	Accepting Help	Trying	Finding what works	Effective Parenting
1 - Physical health	0%	0%	0%	13%	88%
2 - Your well-being	0%	0%	4%	29%	67%
3 - Meeting emotional needs	0%	4%	13%	50%	33%
4 - Keeping your children safe	0%	0%	8%	25%	67%
5 - Social networks	0%	0%	4%	13%	83%
6 - Education and learning	0%	0%	17%	25%	58%
7 - Boundaries and behaviour	0%	0%	25%	50%	25%
8 - Family routine	0%	0%	8%	38%	54%
9 - Home and money	4%	0%	0%	4%	92%
10 - Progress to work	4%	0%	4%	8%	83%



Star Charts showing mean first and second Star readings for all families with a first and second star

May only indicate small amounts of change as includes service users who start at 10 and cannot improve

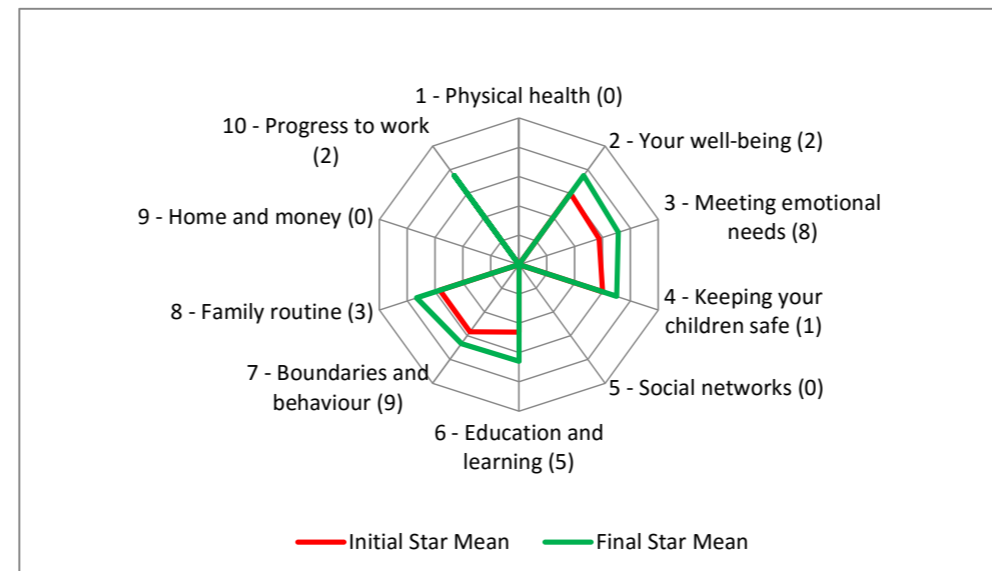
Star Area	Initial Star	Final Star	Average Progress
1 - Physical health	9.42	9.29	-0.1
2 - Your well-being	8.96	8.88	-0.1
3 - Meeting emotional needs	7.08	7.92	0.8
4 - Keeping your children safe	8.79	8.79	0.0
5 - Social networks	9.54	9.38	-0.2
6 - Education and learning	8.25	8.29	0.0
7 - Boundaries and behaviour	7.25	7.79	0.5
8 - Family routine	8.46	8.54	0.1
9 - Home and money	9.54	9.38	-0.2
10 - Progress to work	9.42	9.25	-0.2



**Star Charts showing mean first and second Star readings for those beginning at less than 7 (i.e.1-6)**

This shows the means at the first and final Star for those beginning (at 1-6). Number in brackets is the no. of families.

Star Area	No. less than 7	Initial Star Mean	Final Star Mean	Progress
1 - Physical health (0)	0	0.00	0.00	0
2 - Your well-being (2)	2	6.00	7.50	1.50
3 - Meeting emotional needs (8)	8	5.75	7.13	1.38
4 - Keeping your children safe (1)	1	6.00	7.00	1.00
5 - Social networks (0)	0	0.00	0.00	0.00
6 - Education and learning (5)	5	4.60	6.60	2.00
7 - Boundaries and behaviour (9)	9	5.67	6.67	1.00
8 - Family routine (3)	3	5.67	7.33	1.66
9 - Home and money (0)	0	0.00	0.00	0.00
10 - Progress to work (2)	2	5.00	7.50	2.50



Data Source: Outcomes Star Online Reports (21/6/17)

Stephen Morgan  
 BRFC Data Analyst  
[Stephen.Morgan@staffordshire.gov.uk](mailto:Stephen.Morgan@staffordshire.gov.uk)  
 01785 854147